

8. Steering

www.driveractive.com

The first 'rule' for steering is 'keep your eyes open!'

Most of the information that your brain needs to make sense of things when driving a motor car will come in via your eyes.

The second rule is - 'look at what you want to hit'. Your first reaction might be that you don't want to hit anything - very sensible! However, this rule is not as silly as it might at first seem.

Think about walking through a doorway, or along a corridor. What do you look at? My guess is that you concentrate on empty space, not at the door frames, not the walls, but the space ahead that you intend to fill with your body.

**Aim at what you
want to hit!**



Let your hands follow your eyes

You want to hit the space and so that's what you look at; naturally. The same simple rule applies when steering a motor car - look well ahead for the empty space that you want to 'hit' with the car.

Although you will be looking well ahead, you need to scan the road by keeping your eyes moving in order to make sure that no one else is aiming for the same space as you! Scanning the road will also help your brain with positioning and give you advance warning of potential dangers that might be ahead (ask your instructor to demonstrate visual scanning with a 'commentary drive').


Finally, get into the habit of keeping both hands on the steering wheel. This gives maximum control, especially if something takes you by surprise, for example, a burst tyre.

Pass Your Test with:





www.paulharmesdrivingschool.co.uk
0774 323 2864

Allow your hands to flow



For some curves you might keep your hands in a 'fixed' position on the wheel



At other times you will 'feed' the wheel using pulling and pushing actions

Lesson Notes:

