

# 30. Sun & Fog

Drivers in the British Isles have a wide range of different weather to cope with. During the course of a single journey you might encounter rain, snow, bright sunlight, fog, ice, wind - just about anything that you can imagine.

## Bright sunlight

Although sunshine is normally welcome it can cause severe problems for drivers when it reflects off snow or wet roads. Bright sunlight can reduce visibility as much as thick fog when it shines onto a dirty windscreen.

Be especially careful when driving into morning and evening sun in the Spring and Autumn.

Keep your speed down and be prepared to stop if you can't see the road ahead. Take extra care when entering tunnels or tree-shaded areas on bright summer days. Sunglasses provide the best solution to prevent sunshine dazzle. You can choose from polarised lenses which reduce reflected glare (good for winter sun and bright wet roads), photochromic lenses that get darker as the light gets brighter, or simple tinted lenses.


## F-O-G - Foot Off the Gas

Fog is caused by droplets of moisture in the air. At its worst you can barely see the bonnet of your car. In these conditions it would be extremely unwise to drive. Always use dipped headlights (or front fog lights) and high-intensity rear lights when visibility is seriously reduced. You must remember, however, that rear fog lights should not be used simply because it is dark, raining, or misty.



Never 'hang on' to the tail lights of another vehicle in fog as this would reduce your available stopping distance in an emergency.

Holding your foot on the brake pedal at foggy junctions will keep the brake lights on; this will help drivers approaching from behind to see you sooner. Open your window at junctions to listen for other traffic, then use your horn and listen for a reply before emerging.

Pass Your Test with:



[www.paulharnesdrivingschool.co.uk](http://www.paulharnesdrivingschool.co.uk)  
0774 323 2864



## Lesson Notes:

